

Disconnected contribution to the muon $g - 2$ HVP

D. A. Clarke for the Fermilab Lattice-HPQCD-MILC collaboration

University of Utah

Lattice2024, 1 Aug 2024



Fermilab Lattice and MILC:

- ▶ Alexei Bazavov
- ▶ Pietro Butti
- ▶ David Clarke
- ▶ Carleton DeTar
- ▶ Aida El-Khadra
- ▶ Elvira Gámiz
- ▶ Steven Gottlieb
- ▶ Anthony Grebe
- ▶ Leon Hostetler
- ▶ William Jay
- ▶ Hwancheol Jeong
- ▶ Andreas Kronfeld
- ▶ Shaun Lahert
- ▶ Michael Lynch
- ▶ Andrew Lytle
- ▶ Ethan Neil
- ▶ Curtis Peterson
- ▶ James Simone
- ▶ Jacob Sitison
- ▶ Ruth Van de Water
- ▶ Alejandro Vaquero
- ▶ Shuhei Yamamoto

HPQCD:

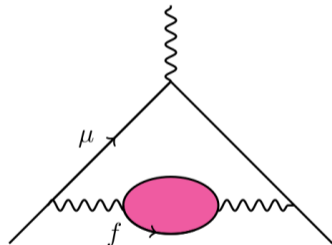
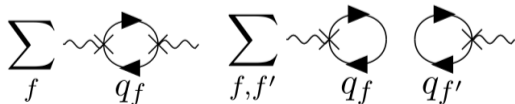
- ▶ Christine Davies
- ▶ Peter Lepage
- ▶ Craig McNeile
- ▶ Gaurav Ray

In time-momentum representation¹:

$$a_\mu^{\text{HVP,LO}} = 4\alpha^2 \int_0^\infty dt C(t) \tilde{K}(t),$$

$$C(t) = \frac{1}{3} \sum_{\mathbf{x}, k} \langle J^k(\mathbf{x}, t) J^k(0) \rangle$$

$$J^\mu(x) = \sum_f Q_f \bar{q}_f(x) \gamma^\mu q_f(x)$$

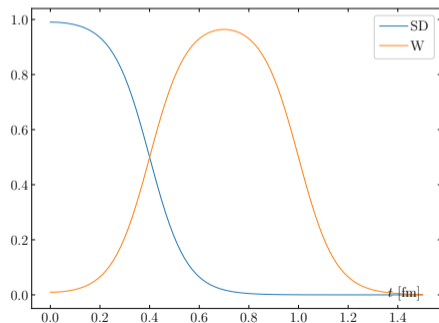


¹D. Bernecker and H. B. Meyer, Eur. Phys. J. A, 47.11, 148 (2011).

Window observables²

$$a_{\mu}^{\text{win}(t_0, t_1, \Delta)} = 4\alpha^2 \int_0^{\infty} dt C(t) \tilde{K}(t) \mathcal{W}(t, t_0, t_1, \Delta)$$

$$\mathcal{W}(t, t_0, t_1, \Delta) = \frac{1}{2} \left[\tanh\left(\frac{t-t_0}{\Delta}\right) - \tanh\left(\frac{t-t_1}{\Delta}\right) \right] + (t \rightarrow -t)$$



²T. Blum et al., Phys. Rev. Lett. 121.2, 022003 (2018).

The disconnected contribution

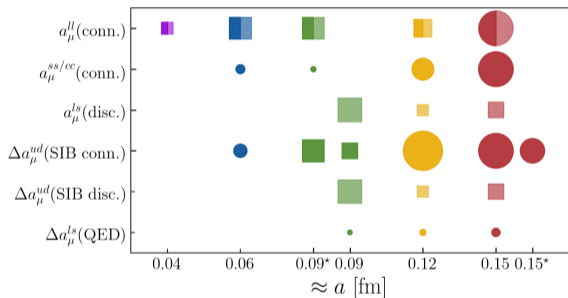
$$a_{\mu}^{\text{HVP,LO}} = a_{\mu}^{\text{ll}}(\text{conn.}) + a_{\mu}^{\text{ss}}(\text{conn.}) + a_{\mu}^{\text{cc}}(\text{conn.}) + a_{\mu}^{\text{bb}}(\text{conn.}) + \dots \\ + a_{\mu}(\text{disc.}) + \Delta a_{\mu}(\text{SIB}) + \Delta a_{\mu}(\text{QED})$$

Previously covered:

- ▶ Connected SD & W (Shaun Lahert, Wednesday 12:15)
- ▶ Light-quark connected LD & full (Michael Lynch, Wednesday 12:35)
- ▶ QED corrections (Craig McNeile, poster)

Next talk, Jake Sitison discusses SIB corrections.

Set up



- ▶ $N_f = 2 + 1 + 1$ HISQ sea quarks
- ▶ Common bootstrap scheme
- ▶ Renormalize with $Z_V^{\text{RI-SMOM}}$
- ▶ Bayesian model averaging with variations
 - FV: NLO/NNLO χ PT, chiral model (CM)
 - with and without taste breaking (TB)
- ▶ Only 3 ensembles for this subanalysis
 - $N_{\text{conf}} = 700 - 1700$
- ▶ All shown results are blinded

Bayesian model averaging^{3,4} (BMA)

Given set of data analysis choices M and raw correlators D :

$$\text{pr}(M|D) \equiv \text{pr}(M) \exp \left[-\frac{1}{2} (\chi_{\text{data}}^2 + 2N_{\text{param}} + 2N_{\text{cut}}) \right]$$

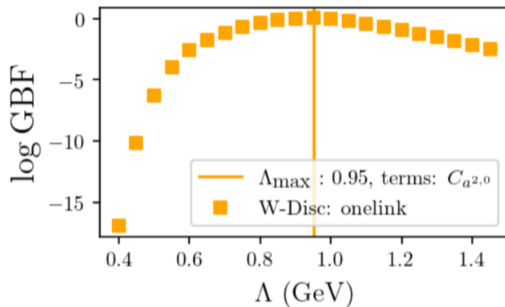
For this subanalysis, $N_{\text{cut}} = 0$. Mean and variance are

$$\begin{aligned} \langle a_\mu \rangle &= \sum_{n=1}^{N_{\text{model}}} \langle a_\mu \rangle_n \text{pr}(M_n|D), \\ \sigma_{a_\mu}^2 &= \sum_{n=1}^{N_{\text{model}}} \sigma_{a_\mu,n}^2 \text{pr}(M_n|D) + \underbrace{\sum_{n=1}^{N_{\text{model}}} \langle a_\mu \rangle_n^2 \text{pr}(M_n|D) - \langle a_\mu \rangle^2}_{\text{“systematic”}} \end{aligned}$$

³E. T. Neil and J. W. Sitison, Phys. Rev. E, 108.4, 045308 (2023).

⁴E. T. Neil and J. W. Sitison, Phys. Rev. D, 109.1, 014510 (2024).

Choosing a Λ (empirical Bayes)



$$a_{\mu}(a) = a_{\mu} \left(1 + \sum_{i \text{ even}} \sum_{j=0}^4 c_{ij} \alpha_s^j (a\Lambda)^i \right)$$

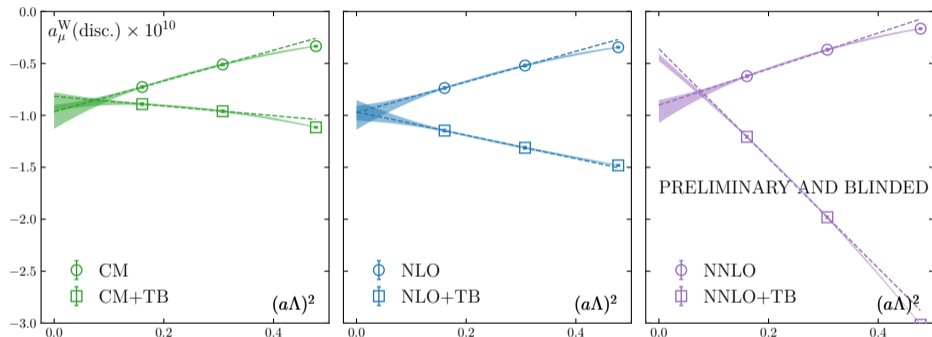
c_{20}, c_{40} relevant (one-link); $\Lambda = 0.9$ GeV

Empirical Bayes suggests fits for W :

$$a_\mu(a) = a_\mu^{\text{cont}} \left(1 + \sum_{i=1}^n c_i (a\Lambda)^{2i} \right).$$

- ▶ Always at least a_μ^{cont} and c_1 (no prior)
- ▶ Diffuse priors $0(2)$ otherwise
- ▶ Try NLO, NNLO, CM correction schemes
- ▶ Altogether $3 \times 2 \times 2 = 12$ models

Example W extrapolation



Bands show fit going into BMA. Dotted lines show $\mathcal{O}(a^2)$ fit to finest two points.

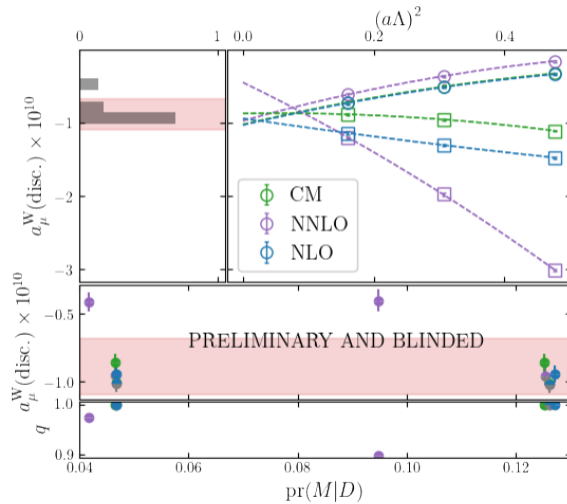
Finer spacing will help elucidate NNLO+TB

Bootstrap strategy

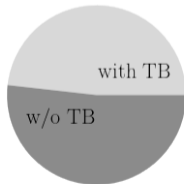
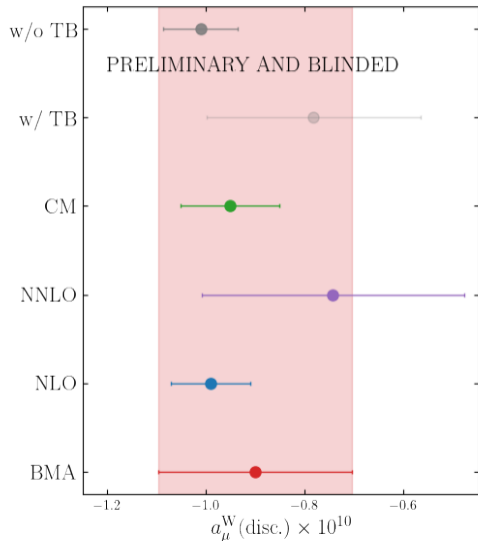
In each of $N_{\text{boot}} = 500$ samples:

1. Draw Gaussian w_0 , w_0/a , Z_V (common sample to all subanalyses)
2. Integrate $C(t)K(t)$ for specified window
3. Blind and apply systematic corrections
4. Try every fit model M
5. For BMA, use $\text{pr}(M|D)$ computed from naive (no resampling) data set
6. Report median; middle 68% is uncertainty

BMA for W , squares have TB)



BMA for W



$$\text{pr}(S|D) = \sum_{M \in S} \text{pr}(M|D)$$

$$\sigma(\text{stat.}) = 7.7\%$$

$$\sigma(\text{syst.}) = 22\%$$

SD analysis

- ▶ Distance at short enough scales for FV to be negligible
- ▶ Anyway the EFTs don't apply at these scales
- ▶ Only 3 data with high curvature
- ▶ Hence they do not tolerate diffuse priors

We try (no BMA)

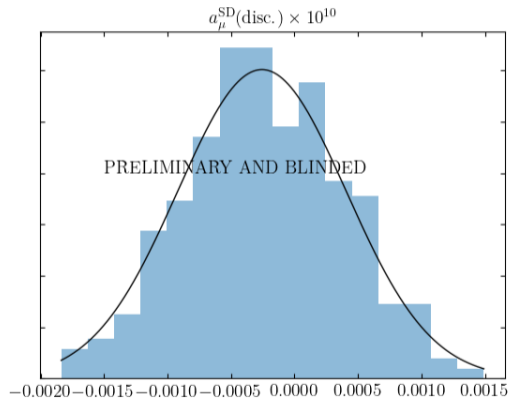
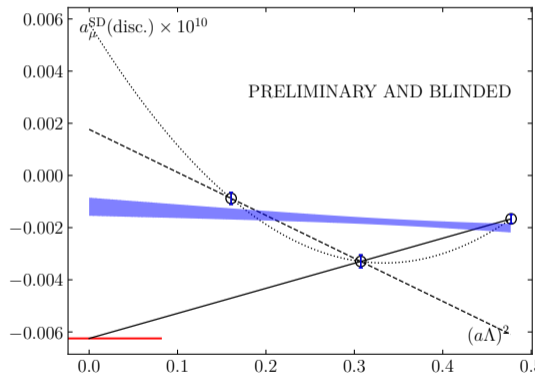
- ▶ Simple linear (in a^2) solves to coarsest and finest two
- ▶ Simple quadratic solve to all three
- ▶ Linear fit to all three

Also show a pQCD comparison using `rhad`⁵

⁵R. V. Harlander and M. Steinhauser, *Computer Physics Communications*, 153.2, 244–274 (2003).

SD analysis

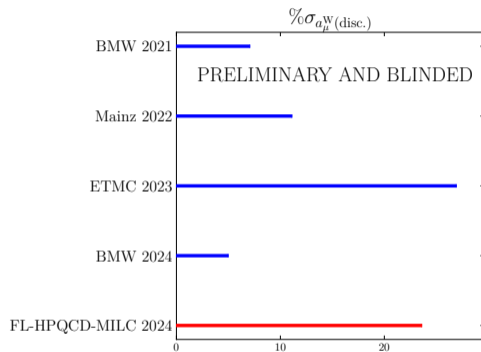
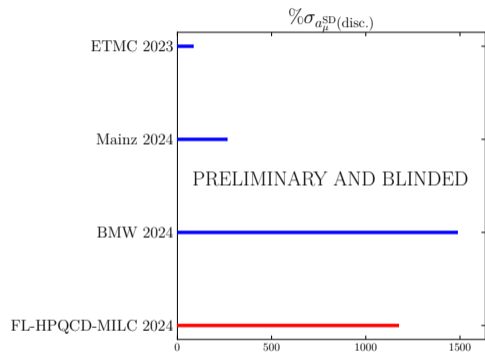
Use difference at $a = 0$ to estimate systematic error, bounds $a_\mu^{\text{SD}}(\text{disc.})$



$\sigma(\text{sys.}) \sim 1200\%$

$\sigma(\text{stat.}) \sim 130\%$

Precision compared to recent literature



Uncertainty in both cases dominated by systematics

Summary and outlook

- ▶ Disconnected SD and W will be unblinded soon
- ▶ Both observables will profit from finer spacings
- ▶ SD compatible with 0 as with BMW and ETMC
- ▶ LD and full in progress

Thanks for listening